

# FORVIS

The background of the top half of the page features a blurred financial chart with yellow and blue bars and a dashed line. A large, 3D metallic dollar sign is positioned on the right side. A thick red diagonal line runs from the top left towards the center.

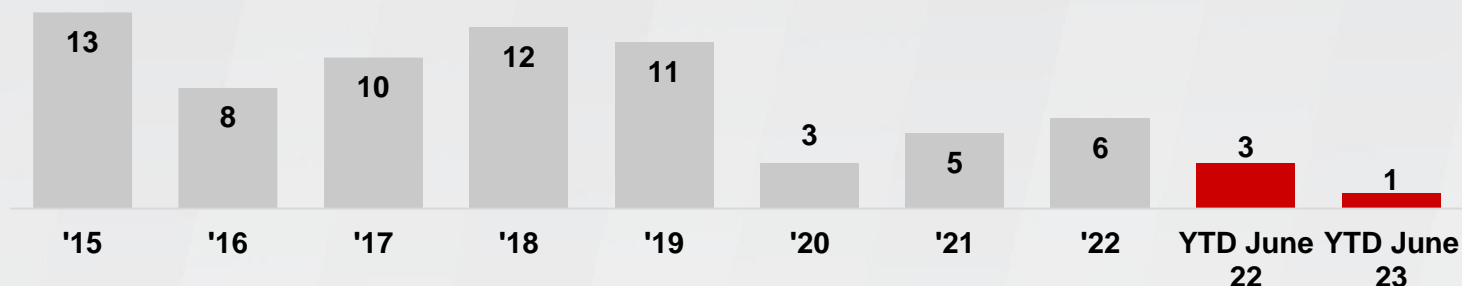
## REGIONAL FINANCIAL SERVICES MERGERS & ACQUISITIONS UPDATE

---


NORTHEAST REGION  
Q2 2023

## REGIONAL M&A TRANSACTION STATISTICS


### Number of Regional Whole Bank & Thrift Transactions



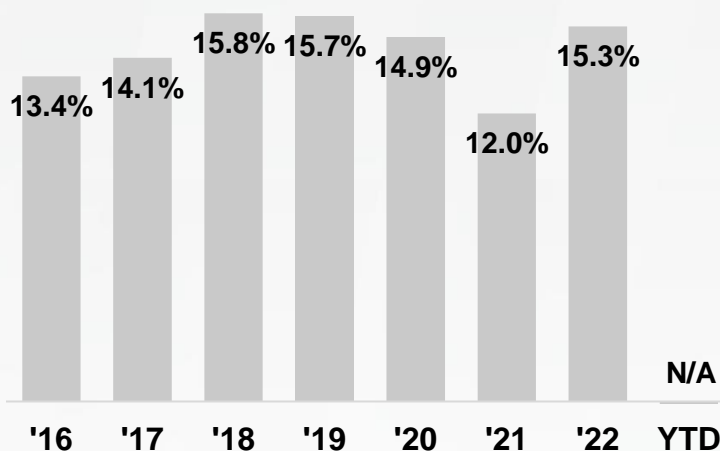
### Regional Average Deal Value to Tangible Book [1]



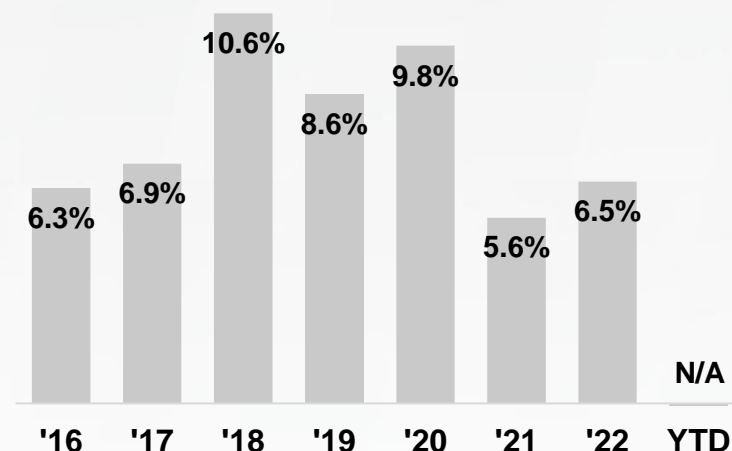
### Regional Average Deal Value to LTM Earnings [1]



### Regional Average Deal Value to Assets [1]



### Regional Average Tangible Book Premium to Core Deposits [1]



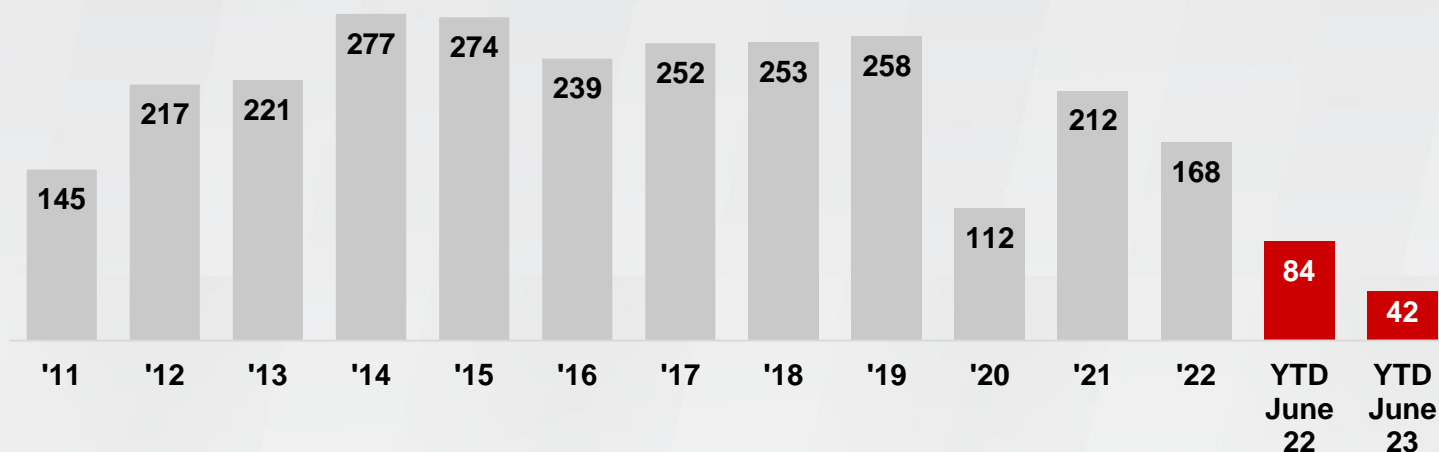
1. There are no transactions with publicly available pricing data for the YTD period.

Note: Includes all whole bank transactions in Connecticut, Maine, Massachusetts, New Hampshire, Rhode Island, and Vermont.

Source: S&P Global Market Intelligence

## NATIONAL M&A TRANSACTION STATISTICS


### Number of National Whole Bank & Thrift Transactions



### National Average Deal Value to Tangible Book



### National Average Deal Value to LTM Earnings



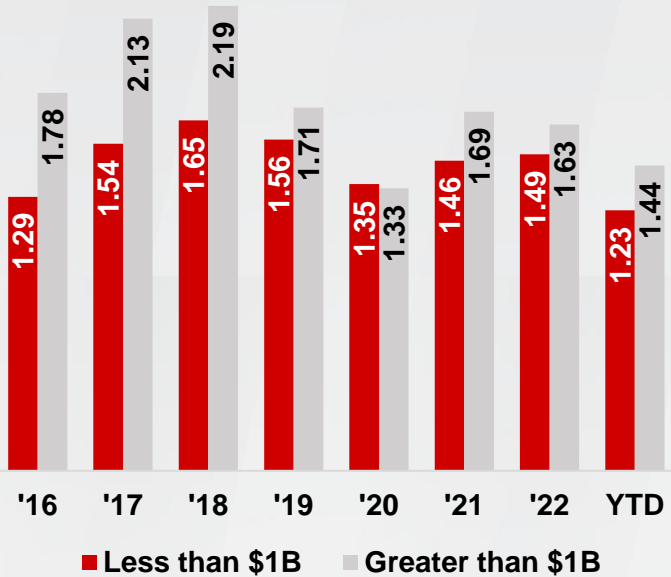
Source: S&P Global Market Intelligence

**FORVIS  
CAPITAL  
ADVISORS  
SERVICES**

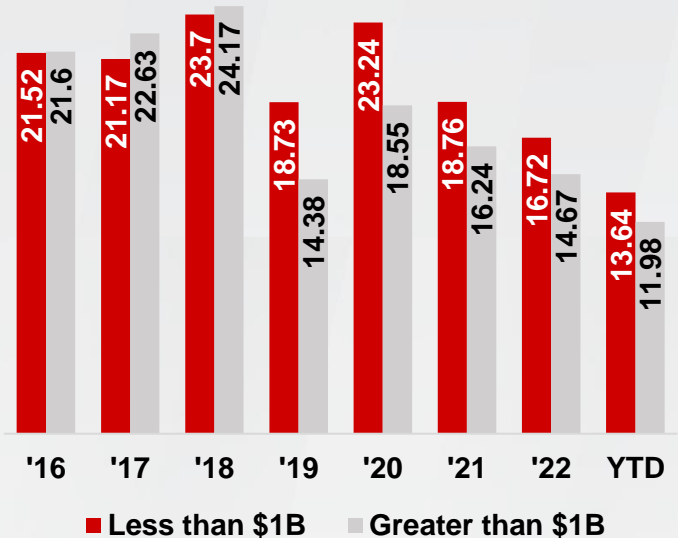
- Company Sales & Divestitures
- Management Buyouts
- Debt & Equity Recapitalizations
- Succession Planning & Strategic Options Analysis
- Mergers & Acquisitions
- Affiliations

## NATIONAL M&A TRANSACTION STATISTICS BY ASSET SIZE

National Average Deal Value to Tangible Book

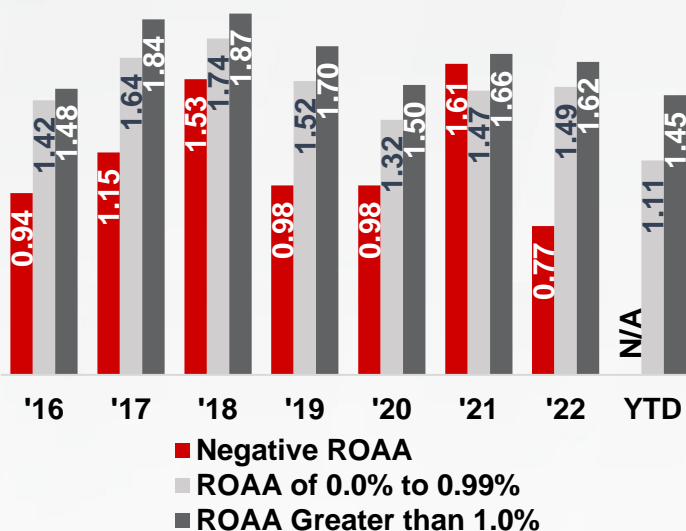


National Average Deal Value to LTM Earnings

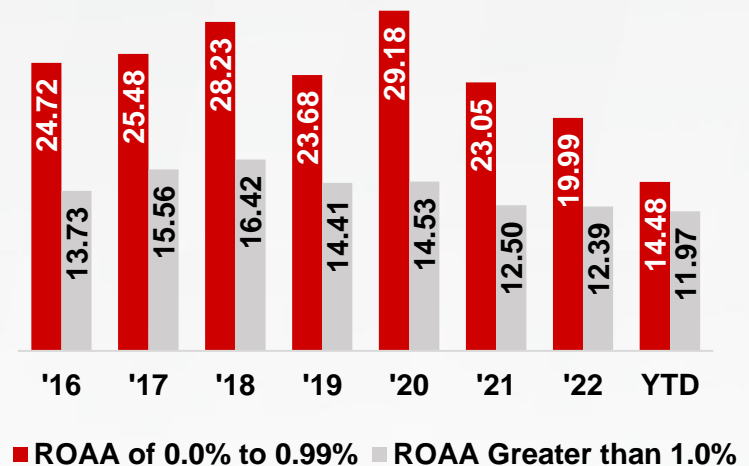


## NATIONAL M&A TRANSACTION STATISTICS BY PERFORMANCE

National Average Deal Value to Tangible Book by Performance



National Average Deal Value to LTM Earnings by Performance\*



\* Deal value to LTM earnings for negative ROAA transactions are not meaningful and therefore are not presented in this chart.


Source: S&P Global Market Intelligence

### REGIONAL PUBLICLY TRADED BANKING COMPANIES

Name	Ticker	State	Total Assets (\$MM)	Total Equity (\$MM)	Stock Price 3/31/23	Price Change YTD	Price to Tangible Book	Price to LTM Earnings	Dividend Yield	Return on Assets	Return on Equity	Equity/Assets
State Street Corporation	STT	MA	294,561	24,204	\$73.18	-5.7%	179.06	10.25	3.44%	0.98%	10.90%	8.51%
Citizens Financial Group, Inc.	CFG	RI	222,256	24,201	\$26.08	-33.8%	91.30	6.28	6.44%	0.97%	9.05%	10.87%
Webster Financial Corporation	WBS	CT	54,052	5,784	\$37.75	-20.3%	128.09	7.66	4.24%	1.08%	9.97%	10.50%
Eastern Bankshares, Inc.	EBC	MA	22,721	2,579	\$12.27	-28.9%	112.75	NMF	3.26%	-0.20%	-1.74%	11.35%
Independent Bank Corp.	INDB	MA	19,442	2,831	\$44.51	-47.3%	107.73	7.49	4.94%	1.39%	9.43%	14.56%
Berkshire Hills Bancorp, Inc.	BHLB	MA	12,320	995	\$20.73	-30.7%	94.70	9.25	3.47%	0.88%	8.33%	8.08%
Brookline Bancorp, Inc.	BRKL	MA	11,522	1,165	\$8.74	-38.2%	87.29	7.28	6.18%	1.00%	9.04%	10.08%
Washington Trust Bancorp, Inc.	WASH	RI	6,289	499	\$26.81	-43.2%	114.79	6.86	8.36%	1.22%	14.73%	8.07%
Camden National Corporation	CAC	ME	5,717	465	\$30.97	-25.7%	122.51	7.92	5.42%	1.03%	12.70%	8.13%
HarborOne Bancorp, Inc.	HONE	MA	5,573	600	\$8.68	-37.6%	77.38	9.86	3.46%	0.82%	6.49%	10.76%
Cambridge Bancorp	CATC	MA	5,529	526	\$54.31	-34.6%	93.68	7.73	4.93%	0.98%	10.88%	9.51%
Enterprise Bancorp, Inc.	EBTC	MA	4,442	311	\$28.94	-18.0%	115.72	8.18	3.18%	0.97%	15.07%	7.01%
Hingham Institution for Savings	HIFS	MA	4,311	400	\$213.18	-22.7%	116.56	13.73	1.18%	0.96%	10.08%	9.34%
Bar Harbor Bankshares	BHB	ME	3,928	408	\$24.64	-23.1%	131.51	7.82	4.55%	1.25%	11.96%	10.40%
Bankwell Financial Group, Inc.	BWFG	CT	3,252	242	\$24.38	-17.2%	79.77	4.78	3.28%	1.42%	17.06%	9.24%
Average			43,309	4,206	\$41.16	-28.8%	111.51	8.10	4.64%	1.00%	10.51%	9.70%

Source: S&P Global Market Intelligence

### NATIONAL FAILED BANK STATISTICS



Source: Federal Deposit Insurance Corporation  
NMF refers to non-meaningful figure.

## FORVIS SERVICES

### Abundant services. Sheer precision.

FORVIS offers a full range of services and industry-focused expertise to provide you with insightful solutions and help you stay a cut above the competition.

#### FINANCIAL

##### ASSURANCE & RISK

- Audit, review, & compilations
- Benchmarking
- Internal audit
- Internal control studies
- SEC filings
- SOX 404 compliance

##### CONSULTING

- Accounting outsourcing
- Budgeting & financial planning
- Cost accounting
- Employee benefit plan & administering
- ESOP feasibility analysis
- Forecasts & projections

##### FEDERAL & STATE TAX PLANNING & COMPLIANCE

- Corporate tax planning
- Inventory tax planning
- R&D tax credit enhancements
- Real estate cost segregation studies
- Restructuring planning
- State & local tax planning

##### FORENSICS & VALUATION CONSULTING

- Strategic insolvency & bankruptcy
- Business valuations
- Fraud detection
- Litigation support
- Computer forensics
- Data analytics

##### INTERNATIONAL TAX STRATEGIES

- DISC
- Expatriate assignment services
- Foreign tax credit planning
- Global structuring support
- Indirect global taxes
- Transfer pricing

##### INVESTMENT & FINANCIAL PLANNING

- Estate & gift planning
- Family tax planning
- Investment management
- Personal wealth planning
- Retirement planning

##### TRANSACTION SERVICES

- Financial diligence
- M&A tax structuring
- Federal, state, & local tax diligence
- Technology diligence

#### GROWTH & ADVISORY

##### INVESTMENT BANKING

- Mergers & acquisitions
- Company sales & divestitures
- Debt & equity recapitalizations
- Management buyouts
- Affiliations
- Succession planning
- Strategic options analysis

##### ECONOMIC DEVELOPMENT

- Expansion projects
- Grants & public incentives

##### INTERNATIONAL MARKET

- Development
- Exporting
- Direct investment
- Licensing
- Acquisitions

#### FORVIS OPTICS

##### BUSINESS PERFORMANCE INTELLIGENCE

- Data extraction & analysis
- Business activity analysis
- Cost & profitability reporting
- Business strengths, values, & opportunity planning

#### TECHNOLOGY

##### APPLICATIONS SOFTWARE

- Sage
- Sage Intacct
- Microsoft Dynamics CRM
- Microsoft Dynamics F&O
- Microsoft Dynamics GP & Business Central

##### IT RISK SERVICES

- Virtual CIO
- IT audits & general control testing
- Cyber risk assessment
- Penetration testing
- Incident response
- Regulatory compliance



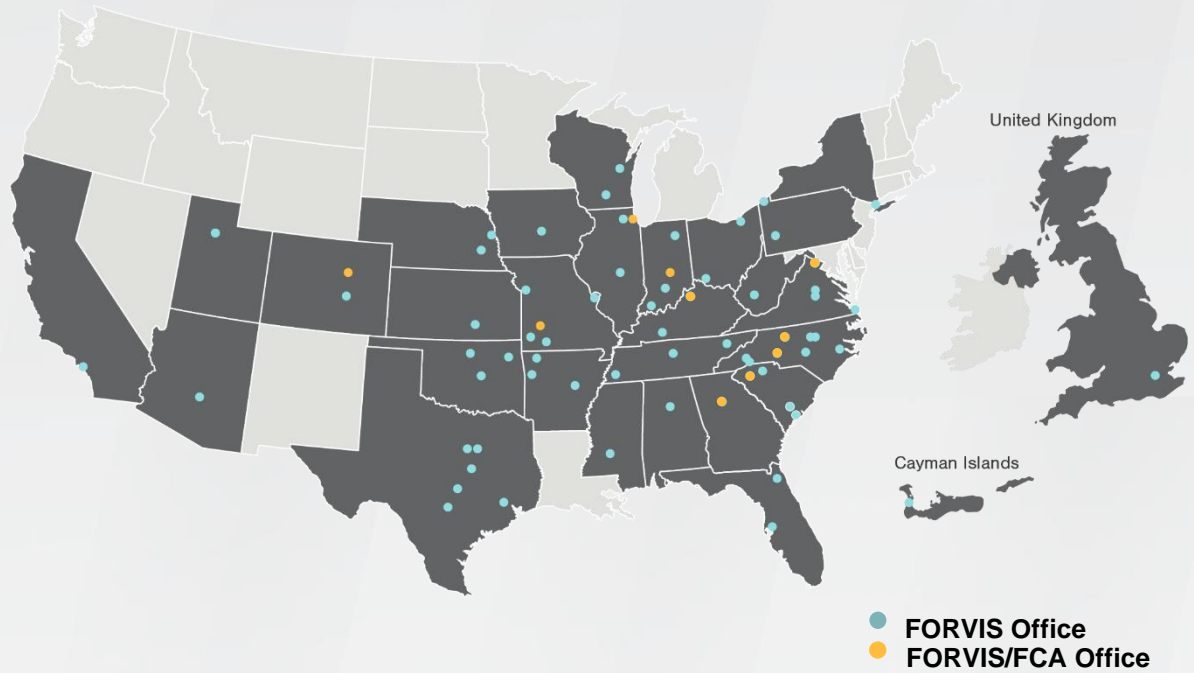
## CONTACT US



**Chris Hargrove**  
 Managing Director  
 Louisville, KY  
 502.552.0603  
[chris.hargrove@forvis.com](mailto:chris.hargrove@forvis.com)



**Wyatt Jenkins**  
 Director  
 Springfield, MO  
 417.865.8701  
[wyatt.jenkins@forvis.com](mailto:wyatt.jenkins@forvis.com)



## ABOUT US

The professionals of FORVIS Capital Advisors, LLC (FCA) have more than 200 years of combined experience helping company owners plan for and execute their growth and exit strategies. From managing the sale of a company to negotiating the acquisition of a competitor or raising debt and equity capital to improve financial and operational flexibility, FORVIS can help you to develop a specific course of action for achieving your desired results.

FCA, a wholly owned subsidiary of FORVIS, LLP, helps companies and stockholders go beyond their numbers by creating value through investment banking solutions that include mergers, acquisitions, sales, recapitalizations, management buyouts, and financings.

Founded in 1994, FCA is staffed with experienced investment bankers and financial analysts. In addition, the firm draws on the resources of FORVIS with its network of accountants, auditors, tax professionals, business consultants, and industry-specific consultants.

FCA is a member of the Financial Industry Regulatory Authority and the Securities Investor Protection Corporation.

## INDUSTRY FOCUS

### Healthcare Services

- Long-Term Care
- Specialty Hospitals
- Revenue Cycle Management
- Behavioral Health

### Construction & Engineering

- Engineering Companies
- Building Materials
- Construction Contractors

### Financial Services

- Commercial Banks
- Insurance Brokerages
- Mortgage Companies
- FinTech

### Manufacturing & Distribution

- Metal Fabrication
- Rubber & Plastics Manufacturing
- Industrial Automation
- Transportation & Logistics

### Consumer Services & Products

- Food & Beverage
- Grocery & Convenience Stores
- Apparel
- Enthusiast Products

### Business Services

- Professional Services
- Human Resources & Staffing
- Tech-Enabled
- Services Telecom