



Creating Financial Reporting Packages With Solver

April 30, 2026

U.S. Presence

Leading U.S. Firm

\$2.2bn

Revenue (FY 2025)*

76

Markets

30

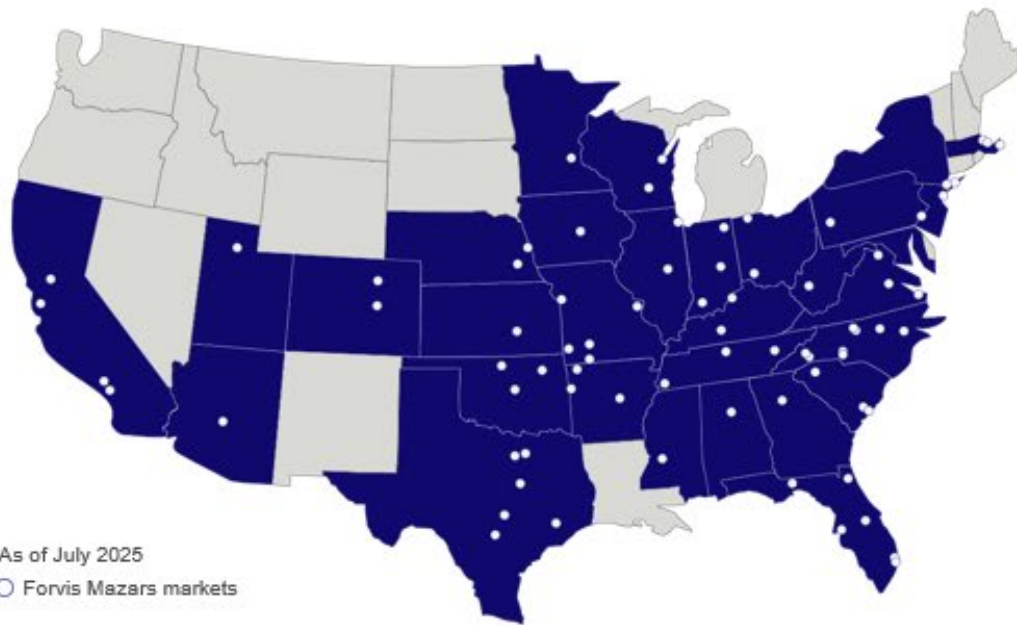
States

600+

Partners & Principals

7,000+

Employees



As of July 2025

○ Forvis Mazars markets

Alabama
Birmingham

Arizona
Phoenix

Arkansas
Fort Smith
Little Rock
Rogers

California
Irvine
Los Angeles
Sacramento
San Jose

Colorado
Colorado Springs
Denver

Florida
Boca Raton
Fort Lauderdale
Jacksonville
Orlando
Tallahassee
Tampa Bay

Georgia
Atlanta

Illinois
Chicago
Decatur

Indiana
Evansville
Fort Wayne
Indianapolis

Iowa
Des Moines

Kansas
Wichita

Kentucky
Bowling Green
Louisville

Massachusetts
Boston
Brewster
Chestnut Hill

Minnesota
Minneapolis

Mississippi
Jackson

Missouri

Branson
Joplin
Kansas City
Springfield
St. Louis

Nebraska
Lincoln
Omaha

New Jersey
Iselin

New York
Long Island
New York City

North Carolina
Asheville
Charlotte SouthPark
Charlotte Uptown
Greensboro
Greenville
Hendersonville
Raleigh
Winston-Salem

Ohio
Cincinnati
Toledo

Oklahoma
Enid
Oklahoma City
Tulsa

Pennsylvania
Fort Washington
Pittsburgh

South Carolina
Charleston
Greenville
Summerville

Tennessee
Knoxville
Memphis
Nashville

Texas
Austin
Dallas
Fort Worth
Houston
San Antonio
Waco

Utah
Salt Lake City

Virginia
Norfolk
Richmond
Tysons

West Virginia
Charleston

Wisconsin
Appleton
Madison

*FY 2025 revenue: period ending 5/31/25.











© 2025 Forvis Mazars, LLP. All rights reserved.

Business Technology Services

We solve for business challenges & support innovation through technology solutions.

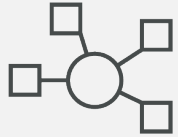
Our toolbox is equipped with leading enterprise resource planning (ERP), customer relationship management (CRM), artificial intelligence (AI), automation, & business intelligence (BI) tools.

Our end-to-end technology solutions & managed services help clients achieve their digital transformation goals. Services include:

-  Solution Assessment & Selection
-  Implementation Project Rescues
-  System Implementation & Integration
-  Business Intelligence (BI) & Analytics
-  Process & Technology Design
-  Robotic Process Automation (RPA)
-  Upgrades, Enhancements, & Automation
-  Custom Application Development
-  Training, Monitoring, & Support
-  IT & Cybersecurity Managed Services



Business Technology Services For Middle Market & Global Organizations



System Integration

ERP

- Microsoft Dynamics 365 Finance, Supply Chain Management, Project Operations, Commerce, Business Central (GP, NAV, AX)
- Oracle NetSuite
- Sage Intacct, Sage 100, Sage 500, Sage Fixed Assets
- Trimble Construction One, Viewpoint, Spectrum, Vista

Intelligence & Automation

- Microsoft Copilot Studio
- Microsoft Power Platform
- Microsoft Azure
- Workato
- Artificial Intelligence (AI)
- Robotic Process Automation (RPA)
- Custom Application Development
- Business Intelligence (BI)
- Solver Extended Financial Planning & Analysis (xFP&A)

CRM

- Microsoft Dynamics 365 Sales, Customer Insights, Customer Service, Field Service
- Marketing Automation



Managed Services

Cybersecurity

- 24/7/365 Security Operations Center (SOC)
- Managed Detection & Response (MDR)
- Managed Security Information & Event Management (SIEM)
- Vulnerability Management
- Managed Brand Protection
- Managed Incident Response
- Virtual CISO (vCISO) Advisory
- Partnerships With SentinelOne, Elastic, Qualys, & More

IT Operations

- Virtual Chief Information Officer (CIO)
- Network Operations Center (NOC)
- Cloud Infrastructure (Azure & AWS)
- Managed Server & Desktop
- Managed Backup & Recovery
- Procurement

Business Applications

- Microsoft Dynamics ERP & CRM
- Microsoft Power Platform
- Microsoft 365
- Oracle NetSuite
- Sage & Sage Intacct
- ISV Add-On Management
- Release & Upgrades Management
- Automated Testing Setup & Support
- End-User Training

Today's Presenters



Charles Allen

Senior Managing Consultant

charles.allen@us.forvismazars.com

Objectives

1. Apply best practices for using Solver to structure financial reporting packages, including income statements, balance sheets, cash flow statements, and supporting schedules.
2. Use Solver's Copilot Analysis to help financial users and shareholders analyze the packages and extract information from them.
3. Create scalable, maintainable reporting packages that support consistent reporting across entities, periods, and growing organizational needs.



Creating Financial Reporting Packages

Typical Issues & Complications

**Missing native
functionality**

Drilldowns

**Report
Distribution**

**Data downloads
and manipulation**

Consolidations

Broken links

**Changing
requirements**

Agenda

1. What Is Solver?
2. How You Can Use Solver to Create Financial Reporting Packages



Creating Financial Reporting Packages

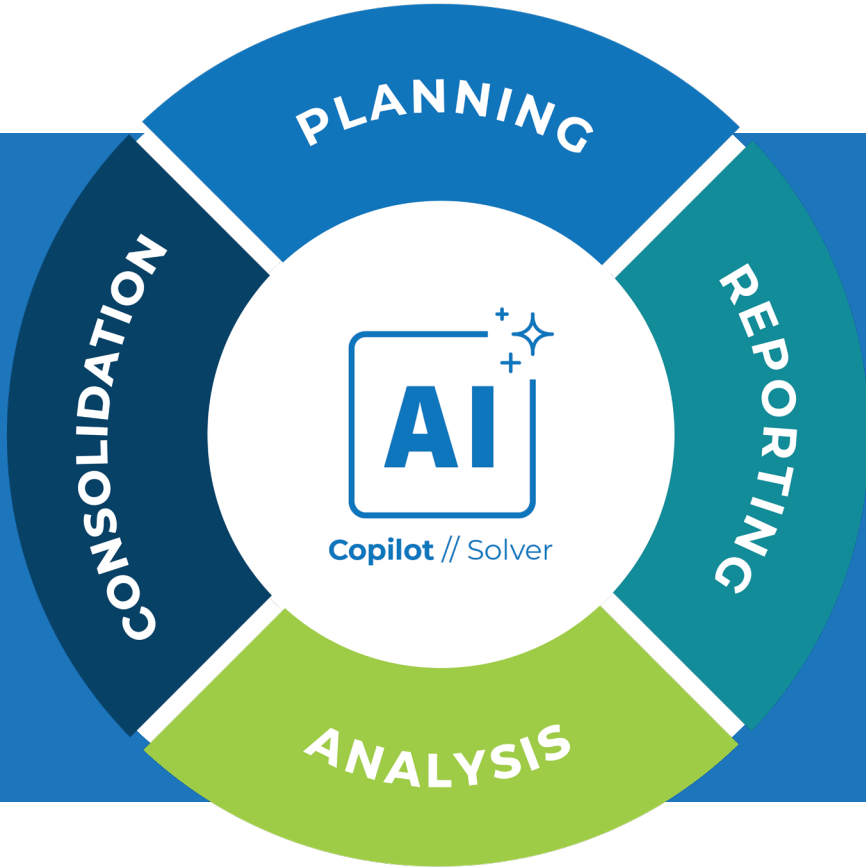
Executive Summary

- **Problem:** Spreadsheet-based packages take longer to create, can suffer from broken links, and can have issues with performance
- **Solution:** Solver report packages enable you to standardize reports, parameterize, and automate reporting

01

What Is Solver?



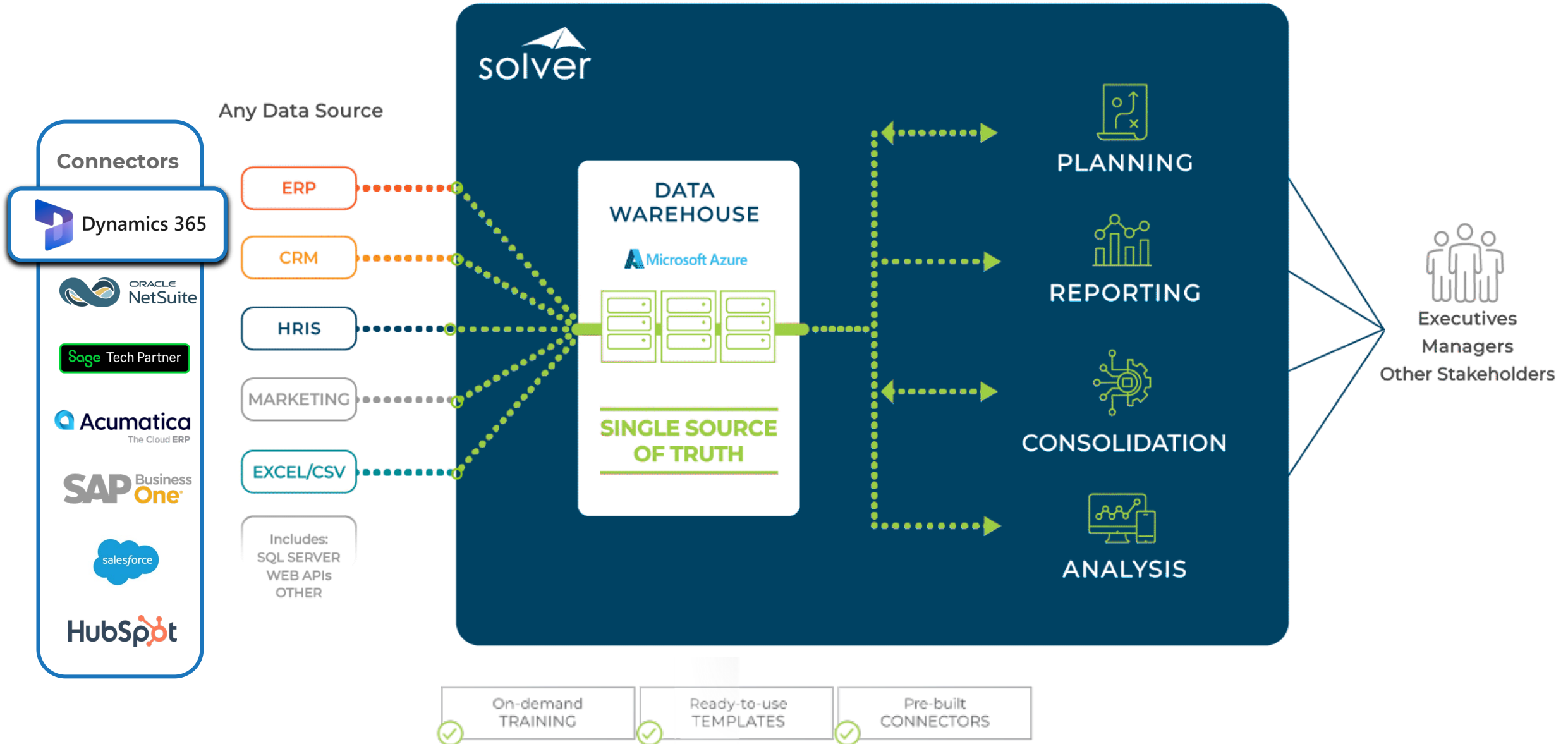


ACCELERATE INTELLIGENT DECISIONS

Solver is an AI-accelerated extended financial planning and analysis solution (xFP&A) that increases access to actionable insights beyond the finance department.



Key Features & Functionality



Solver AI-Focused Strategy: Accelerating Intelligent Decisions

Solver Copilot is a suite of intelligent **assistants**, designed to support a core area of user value:



Accelerate intelligent decisions with **AI-powered analysis**



Accelerate time-to-value with **expert level assistance**



Accelerate intelligent decisions with **AI-powered predictions**

What Is Solver Upcoming Releases

Connector Studio
June 2026

Agentic Workflow
August 2026

Agent Studio
July 2026

Now, without further ado . . .

02

Creating Financial Reporting Packages



Creating Financial Reporting Packages

Solver Options

Reports With Multiple Sheets

Individual Reports

Report Packages

Creating Financial Reporting Packages

Single Report With Multiple Sheets

The Good

- Common approach when using Excel
- Fairly straightforward
- Can reference other sheets
- Control over sheet names



Creating Financial Reporting Packages

Single Report With Multiple Sheets




The Bad

- Cannot easily reuse individual sheets
- Can slow down performance
- May hit a ceiling
- Too many parameters



Creating Financial Reporting Packages Individual Reports

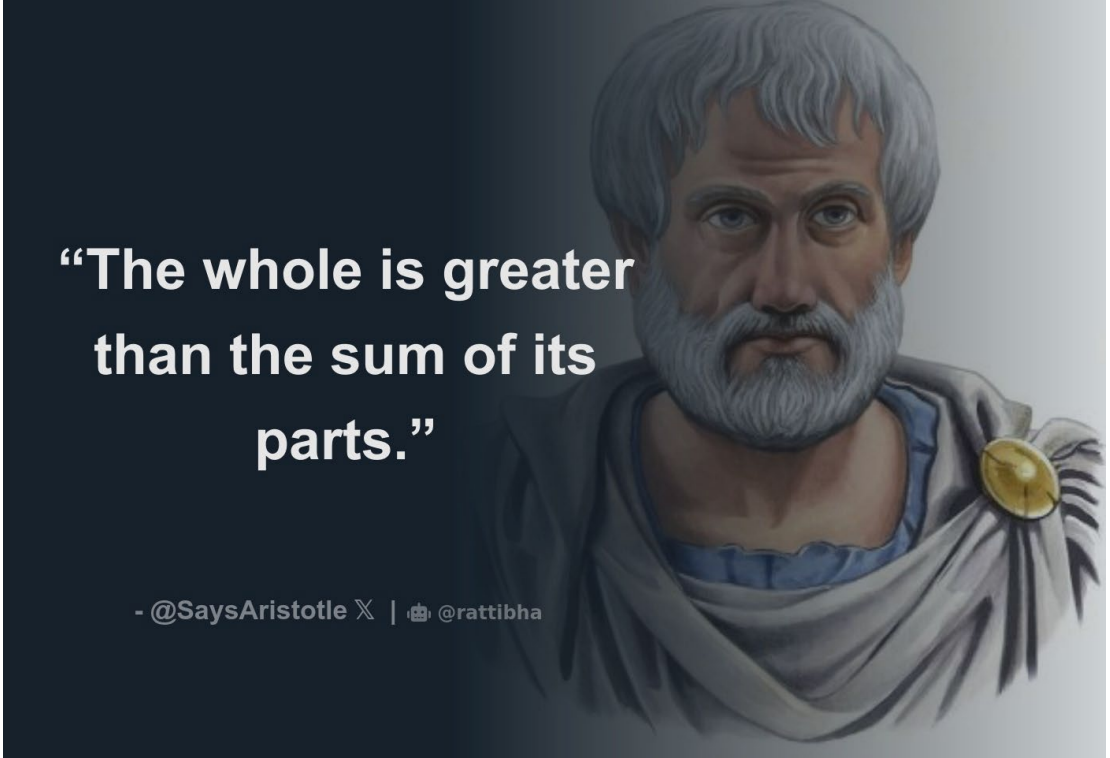
- Reusable
- Contains its own parameters
- Can handle more data
- Easier to maintain
- Can be duplicated



Creating Financial Reporting Packages

Report Packages

- May contain multiple reports
- Can be run like an individual report
- Displays each report as a separate sheet
- Can share parameters



**“The whole is greater
than the sum of its
parts.”**

- @SaysAristotle X | @rattibha

Creating Financial Reporting Packages

Report Package Example

MONTHLY REPORT BOOK

Entity: Corporate US



Page	Report Description	Purpose
1	Table of Contents	Overview
2	KPI Dashboard	KPIs and summary figures
3	Cash Flow Diagram	P&L and Balance Sheet drivers of Liquidity
4	Corporate P&L	Profit & Loss Report
5	Corporate Balance Sheet	Balance Sheet Report
6	Corporate Cash Flow	Cash Flow Report
7	Comments	All Accounts with Managers' comments

Page	Department Revenues & Expenses	Departmental reports
Link	Administration	
Link	Finance & Accounting	
Link	Human Resources	
Link	Professional Services	
Link	Sales & Marketing	

Creating Financial Reporting Packages

Analyzing Reports

Export Comment Share Add to Archive Run in Report Designer Information

Report parameters Data Warehouse

Period: 202109 Entity: SUS Department: 100:500

Budget Scenario: BUD Forecast Scenario: FCST Run Last run: 2 months ago

Auto-refresh: Off

MONTHLY REPORT BOOK

Entity: Corporate US

Page	Report Description	Purpose
1	Table of Contents	Overview
2	KPI Dashboard	KPIs and summary figures
3	Cash Flow Diagram	P&L and Balance Sheet drivers of Liquidity
4	Corporate P&L	Profit & Loss Report
5	Corporate Balance Sheet	Balance Sheet Report
6	Corporate Cash Flow	Cash Flow Report
7	Comments	All Accounts with Managers' comments

Page Department Revenues & Expenses Departmental reports


[Link](#) Administration

[Link](#) Finance & Accounting

[Link](#) Human Resources

Ready Content KPI Dashboard Cash Flow Tree Consol P&L Consol Bal: ... 110%

Analysis Agent PREVIEW



Welcome to Solver Copilot

How can I help you today?

As a world-class CFO reviewing this P&L report, what are the five most important questions I should be asking to understand performance, risks, and opportunities? Please answer each of those five questions and include both the original question and your answer for each. If you could recommend only one area for deeper investigation or management follow-up, what would it be and why? Which additional reports or analyses would you recommend reviewing to better understand the key drivers behind this performance?

Five Key Questions & CFO Answers

1. **How do the actual results compare to the budget and the latest forecast across major P&L lines (Revenue, Gross Profit, Operating Expenses, Net Income)?**

Analysis scope: "Content".

Ask anything

Solver Copilot uses AI. Verify results.

Demo



Creating Financial Reporting Packages

Key Benefits



Can Help You Close the Month More Quickly




Reduce manual effort



Facilitate presentations

Creating Financial Reporting Packages

Advantages to Using Packages



Performance
Optimization



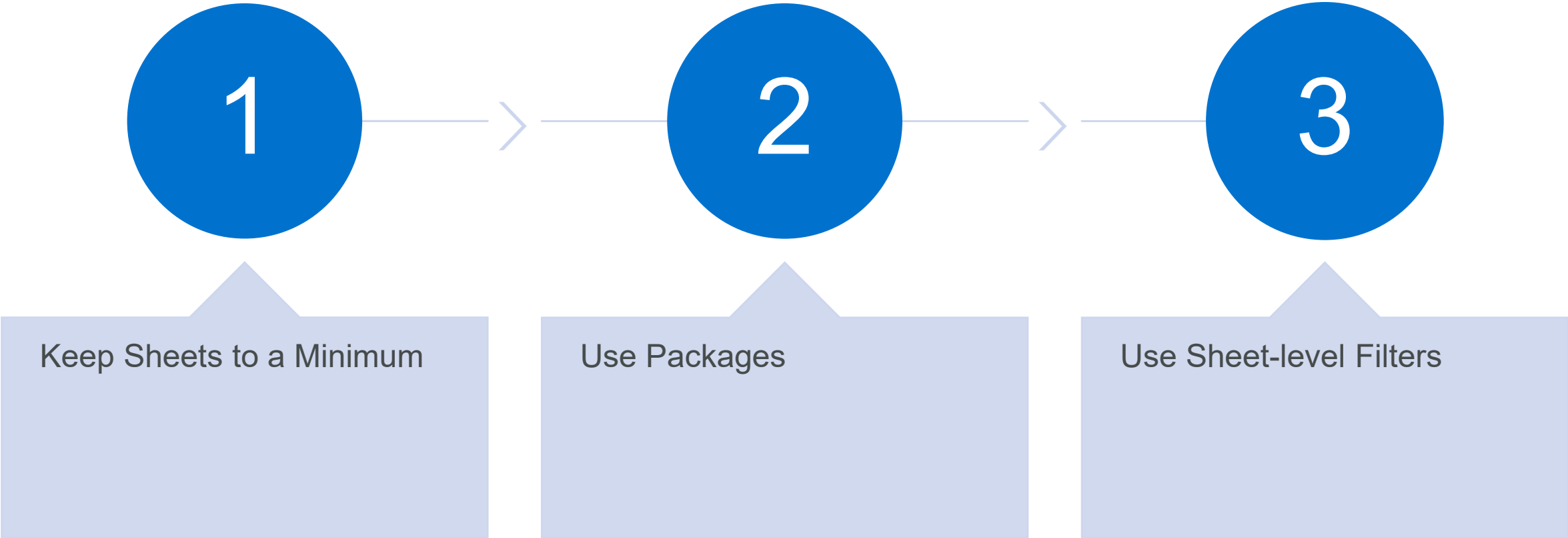
Flexibility



Dynamic
Execution

Creating Financial Reporting Packages

Report Design Best Practices



Creating Financial Reporting Packages


Example Workflow



Create Individual
Templates



Group Templates Into
a Package



Run and Export the
Package

Q&A



Business
Technology
Services

Questions?

Contact

Forvis Mazars



Charles Allen

Senior Managing Consultant

charles.allen@us.forvismazars.com

The information set forth in this presentation contains the analysis and conclusions of the author(s) based upon his/her/their research and analysis of industry information and legal authorities. Such analysis and conclusions should not be deemed opinions or conclusions by Forvis Mazars or the author(s) as to any individual situation as situations are fact-specific. The reader should perform their own analysis and form their own conclusions regarding any specific situation. Further, the author(s)' conclusions may be revised without notice with or without changes in industry information and legal authorities.

© 2026 Forvis Mazars, LLP. All rights reserved.